

PLN-45 Series

45 Watt Constant Current / Constant Voltage
LED Power Supplies

CLICK HERE TO REQUEST
PRICE | DELIVERY | SAMPLE | SUPPORT

Size: 7.13 x 2.42 x 1.38"



■ Features :

- Universal AC input / Full range (up to 280VAC)
- Fully isolated plastic case with IP64 level
- Built-in constant current limiting circuit with adjustable OCP level
- Protections: Short circuit / Overload / Over voltage / Over temperature
- Built-in active PFC function
- IP64 design for indoor or outdoor installations
- UL1310 Class 2 power unit
- Cooling by free air convection
- 100% full load burn-in test
- High reliability
- Suitable for LED lighting and moving sign applications
- Compliance to worldwide safety regulations for lighting
- 2 years warranty



SPECIFICATION

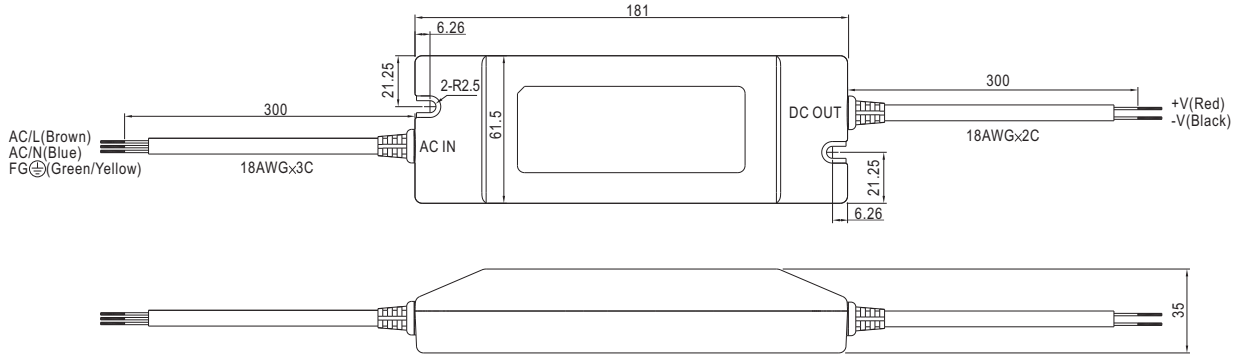
MODEL	PLN-45-12	PLN-45-15	PLN-45-20	PLN-45-24	PLN-45-27	PLN-45-36	PLN-45-48	
OUTPUT	DC VOLTAGE	12V	15V	20V	24V	27V	36V	48V
	CONSTANT CURRENT OPERATION VOLTAGE Note.7	9 ~ 12V	11.25 ~ 15V	15 ~ 20V	18 ~ 24V	20.25 ~ 27V	27 ~ 36V	36 ~ 48V
	RATED CURRENT	3.8A	3A	2.3A	1.9A	1.7A	1.25A	0.95A
	CURRENT RANGE	0 ~ 3.8A	0 ~ 3A	0 ~ 2.3A	0 ~ 1.9A	0 ~ 1.7A	0 ~ 1.25A	0 ~ 0.95A
	RATED POWER	45.6W	45W	46W	45.6W	45.9W	45W	45.6W
	RIPPLE & NOISE (max.) Note.2	2Vp-p	2.4Vp-p	1.8Vp-p	2.7Vp-p	2.7Vp-p	3.6Vp-p	4.6Vp-p
	VOLTAGE ADJ. RANGE Note.6	11.5 ~ 13V	14.5 ~ 16.2V	19.5 ~ 22V	24 ~ 26V	25 ~ 30V	32.5 ~ 39V	43.6 ~ 51.8V
	CURRENT ADJ. RANGE Note.6	Can be adjusted by internal potential meter SVR1						
	VOLTAGE TOLERANCE Note.3	3% ~ -25%. Can be adjusted by internal potential meter SVR2						
	LINE REGULATION	±3.0%						
LOAD REGULATION	±5.0%							
SETUP TIME	1500ms / 230VAC 3000ms / 115VAC at full load							
INPUT	VOLTAGE RANGE Note.5	90 ~ 295VAC	127 ~ 417VDC					
	FREQUENCY RANGE	47 ~ 63Hz						
	POWER FACTOR	PF ≥ 0.9 at 75 ~ 100% load, 115VAC / 230VAC						
	EFFICIENCY(Typ.)	83.5%	85%	86.5%	86.5%	86.5%	87.5%	87.5%
	AC CURRENT	0.55A/115VAC	0.25A/230VAC					
	INRUSH CURRENT(max.)	40A/230VAC						
	LEAKAGE CURRENT	<0.75mA / 240VAC						
PROTECTION	OVER CURRENT	95 ~ 110%	110% (max)					
	SHORT CIRCUIT Note.4	Protection type : Constant current limiting, recovers automatically after fault condition is removed.						
	OVER VOLTAGE	13.8 ~ 16V	17.5 ~ 21V	22.8 ~ 25V	28 ~ 32V	31 ~ 35V	41 ~ 46V	54 ~ 60V
	OVER TEMPERATURE	95°C ±10°C (TSW1) detect on heatsink of power transistor Protection type : Shut down o/p voltage, recovers automatically after temperature goes down						
ENVIRONMENT	WORKING TEMP.	-30 ~ +50°C (Refer to output load derating curve)						
	WORKING HUMIDITY	20 ~ 95% RH non-condensing						
	STORAGE TEMP., HUMIDITY	-40 ~ +80°C, 10 ~ 95% RH						
	TEMP. COEFFICIENT	±0.03%/°C (0 ~ 50°C)						
	VIBRATION	10 ~ 500Hz, 2G 12min./1cycle, period for 72min. each along X, Y, Z axes						
SAFETY & EMC	SAFETY STANDARDS	UL879, UL1310 Class 2, TUV EN61347-1, EN61347-2-13 independent, CAN/CSA C22.2 No. 223-M91(except for 48V), IP64 approved						
	WITHSTAND VOLTAGE	I/P-O/P:3.75KVAC I/P-FG:1.88KVAC O/P-FG:0.5KVAC						
	ISOLATION RESISTANCE	I/P-O/P:100M Ohms / 500VDC / 25°C / 70% RH						
	EMI CONDUCTION & RADIATION	Compliance to EN55015						
OTHERS	HARMONIC CURRENT	Compliance to EN61000-3-2 Class C (≥ 75% load) ; EN61000-3-3						
	EMS IMMUNITY	Compliance to EN61000-4-2,3,4,5,6,8,11; En61547, light industry level, criteria A						
	MTBF	497.8Khrs min. MIL-HDBK-217F (25°C)						
	DIMENSION	181*61.5*35mm (L*W*H)						
PACKING	0.5Kg; 24pcs/13Kg/0.75CUFT							
NOTE	<ol style="list-style-type: none"> All parameters NOT specially mentioned are measured at 230VAC input, rated load and 25°C of ambient temperature. Ripple & noise are measured at 20MHz of bandwidth by using a 12" twisted pair-wire terminated with a 0.1uf & 47uf parallel capacitor. Direct connecting to LEDs is not suggested for models with "RIPPLE & NOISE" >±10% and using additional drivers is highly recommended. Tolerance : includes set up tolerance, line regulation and load regulation. Please refer to OLP characteristics. Derating may be needed under low input voltage. Please check the derating curve for more details. Output voltage can be adjusted through the SVR1 on the PCB ; limit of output constant current level can be adjusted through the SVR2 on the PCB. Constant current operation region is within 75% ~100% rated output voltage. This is the suitable operation region for LED related applications, but please reconfirm special electrical requirements for some specific system design. The power supply is considered as a component that will be operated in combination with final equipment. Since EMC performance will be affected by the complete installation, the final equipment manufacturers must re-qualify EMC Directive on the complete installation again. 							

File Name:PLN-45-SPEC 2010-02-23

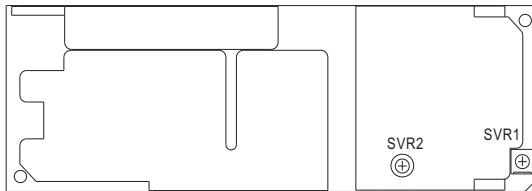
Size: 7.13 x 2.42 x 1.38"

Mechanical Specification

Case No.960A Unit:mm



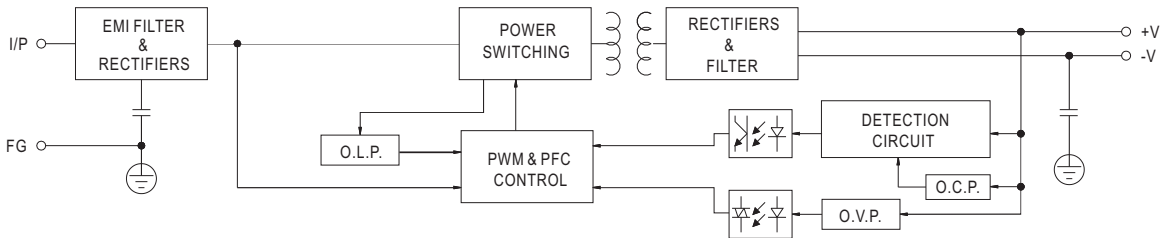
Output voltage and current adjustment : remove the upper case and adjust through SVR1 & SVR2 shown in the diagram.



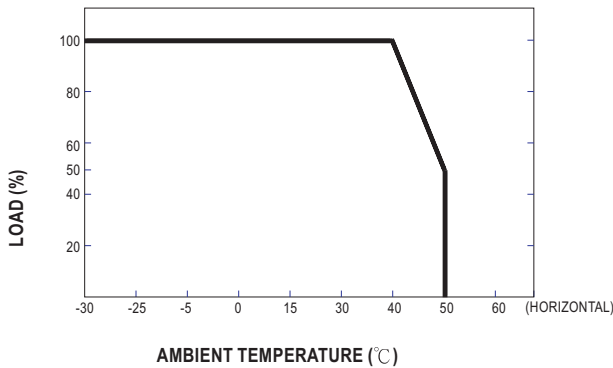
SVR1	Output voltage adjustment
SVR2	Output current adjustment

Block Diagram

fosc : 95KHz(115VAC)
135KHz(230VAC)



Derating Curve



Static Characteristics

