


HDT125 Series

125 Watts

Single / Dual / Triple / Quad Output Switching Power Supply

Features:

- * Small 5.00 x 3.00 x 1.26" Open-Frame Package
- * Universal AC Input (90-264 VAC / 47-63 Hz)
- * Active Power Factor Correction for EN61000-3-2 Compliance
- * Remote Sense (V1 Only) and Power Good Signal
- * 100,000 hours MTBF (25°C Full Load Operation)
- * International Safety Approvals & CE Mark
- * Optional -40C Operation
- * 3 Year Warranty



Input Specifications:

Input Range	Universal VAC (90-264 VAC) & 120-370 VDC
Input Frequency	47-63 Hz or DC
Inrush Current	25A @ 115VAC / 50A @ 230VAC max (cold start)
Input Current	2000mA @ 90 VAC / 1000mA @ 200 VAC Maximum
Input Reflected Ripple	FCC 68 part 15 Class B
Efficiency	75% Typical (depending on output model)
Input Protection	Single Fused (4.0Amp / 250 V)
Hold-up Time	One Cycle Minimum @ 120 VAC and 80% load
Leakage Current	<750μA maximum @ 264 VAC
Harmonics	EN61000-3-2 Class A

Output Specifications:

Adjustment Range	V1 only, ±10%. Others are fixed.
Minimum Load	for V3/V4 to regulate, 10% min required on V1/V2
Regulation	3% Maximum (Except V2 on Duals = ±15%)
Ripple / Noise	±1%pk-pk max(20MHz) or 50mv, whichever is greater
Transient Response	+/- 5% Deviation / < 1msec recovery
Set-Point Accuracy	±2%
Short Circuit Protection	Continuous
Over Load Protection	125-150%, automatic recovery
Over Voltage Protection	120-150%, latched shutdown

Emissions Standards

FCC Part 15J, Part 2	Within Class B Limits
EN55022 / CISPR22	Within Class B Limits

Electromagnetic Compatibility:

Electrostatic Discharge	EN61000-4-2, ±4KV Contact / ±8KV Air Discharge
Radiated Susceptibility	EN61000-4-3, 26-1000MHz, 10V/M, 80% AM
EFT / Bursts	EN61000-4-4, ± 2KV
Surges	EN61000-4-5, ±2KV Line-Earth, ±1KV Line-Line
Conducted Immunity	EN61000-4-6, 0.15 - 800MHz, 10V, 80% AM
Voltage Dips	EN61000-4-11, 95% Dip & 10ms, 30% Dip & 500ms
Voltage Interruptions	EN61000-4-11, 95% Reduction, 5s
Radiated Emissions	FCC 68 part 15 Class B
Conducted Emissions	FCC 68 part 15 Class B
Harmonic Current	EN61000-3-2 Class A
Fluctuations & Flicker	EN61000-3-3

Environmental Specifications:

Operating Temp	0~50°C (De-Rate 2.5%/1°C Rise To +70°C)
Storage Temp	-20 ~ +85°C
Cooling	10 cfm for full power, 80 watts convection cooled
Temp Co-Efficient	0.05% per degrees celsius
Humidity	5 to 95% RH Non-Condensing
Vibration	3 Axes 1 Oct/min, 5 min at 4 Res. 0.75G Pk, 5-500Hz
Shock	20G Peak Acceleration
Reliability	>100k hours MTBF (Full Load and 25°C Operation)

International Safety Approvals

Standards	UL 60950-1 Approved, File # E158470
	CSA 22.2 No. 60950-1
	EN60950-1
	CB Report (IEC 60950-1) Pending
	CE Mark (LVD)

Model Number	Max Power	V1	Io Max	V2	Io Max	V3	Io Max	V4	Io Max
HDT125-3.3V	75.9 Watts	3.3VDC	23.0A						
HDT125-5V	115 Watts	5VDC	23.0A						
HDT125-12V	120 Watts	12VDC	10.0A						
HDT125-15V	120 Watts	15VDC	8.0A						
HDT125-24V	120 Watts	24VDC	5.0A						
HDT125-48V	120 Watts	48 VDC	2.5A						
HDT125-3.3V-12V	81.9 Watts	+3.3VDC	23A	+12VDC	0.5A				
HDT125-5V-12V	121 Watts	+5VDC	23A	+12VDC	0.5A				
HDT125-31	125 Watts	+3.3VDC	13.0A	+5VDC	10.0A	+12VDC	3.0A		
HDT125-32	125 Watts	+5VDC	12.0A	+12VDC	5.0A			-12VDC	1.0A
HDT125-33	125 Watts	+5VDC	12.0A	+15VDC	4.0A			-15VDC	1.0A
HDT125-34	125 Watts	+3.3VDC	13.0A	+12VDC	5.00A			-12VDC	1.0A
HDT125-41	125 Watts	+3.3VDC	10.0A	+5VDC	10.0A	+12VDC	3.0A	-12VDC	1.0A
HDT125-42	125 Watts	+5VDC	10.0A	+12VDC	5.0A	-5VDC	1.0A	-12VDC	1.0A
HDT125-43	125 Watts	+5VDC	10.0A	+15VDC	4.0A	-5VDC	1.0A	-15VDC	1.0A
HDT125-44	125 Watts	+5VDC	10.0A	+12VDC	5.0A	+24VDC	2.5A	-12VDC	1.0A
HDT125-45	125 Watts	+5VDC	10.0A	+15VDC	4.0A	+24VDC	2.5A	-15VDC	1.0A

Mechanical Specifications:

Construction: Open-Frame

Weight: 0.858 lb / 0.390 kg

Input Pin Assignments:

CN1-1 Line
CN1-2 Neutral

Output Pin Assignments:

Pin:	Singles	Duals	3-4 Outs
CN2-1	N/C	V2	V1
CN2-2	V1	V1	V1
CN2-3	V1	V1	V1
CN2-4	V1	V1	RTN
CN2-5	V1	V1	RTN
CN2-6	RTN	RTN	RTN
CN2-7	RTN	RTN	RTN
CN2-8	RTN	RTN	RTN
CN2-9	RTN	RTN	V2
CN2-10	RTN	RTN	V2
CN2-11	no pin	no pin	V3 or N/C
CN2-12	no pin	no pin	V4 or N/C

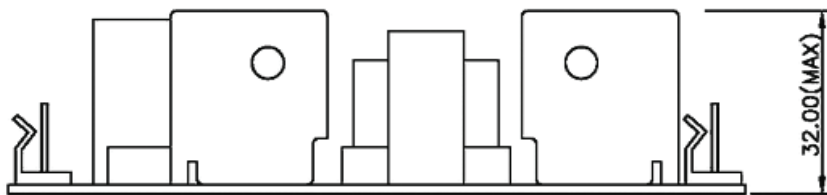
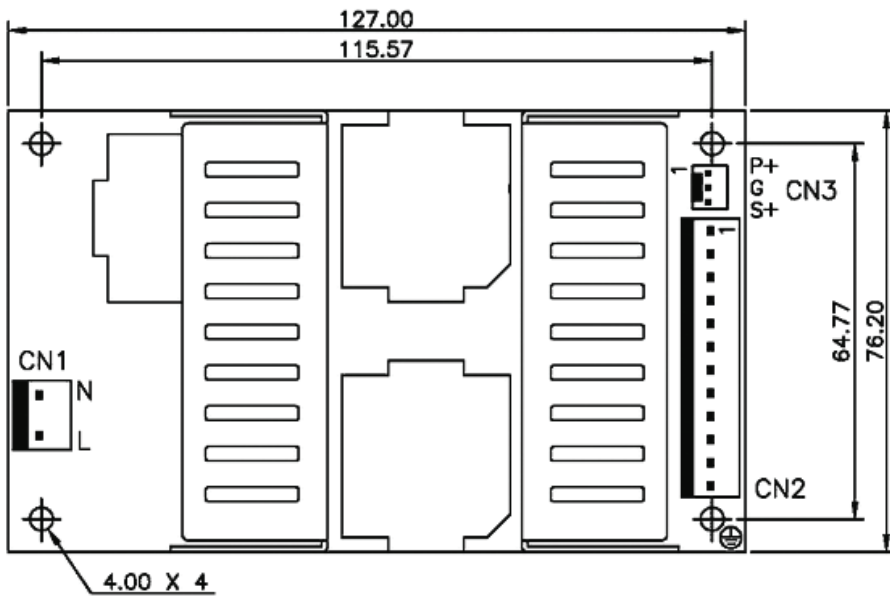
Pin:	Singles	Duals	3-4 Outs
CN3-1	DC OK	DC OK	AC OK
CN3-2	RTN	RTN	RTN
CN3-3	V1 RS	V1 RS	V1 RS

Mating Connectors:

CN1 (AC Input) Mating Connector:
Molex 09-52-4034 (5239 series)

CN2 (DC Output) Mating Connector:
Molex 09-52-4124 (5239 series)

CN3 (DC Output control) Mating Connector:
Molex 22-01-2031 (2659 series)



UNIT: MM